



MAZDA

CX-30

MAZDA CX-30

ARTFUL DESIGN

A bold new era has arrived. Born from our obsession to create beautiful vehicles. Expressed through our design language called Kodo: "Soul of Motion." Capturing movement, even at a standstill. Simplified essential characteristics that embrace the Japanese philosophy of "less is more." This compelling evolution in our design aesthetic pursues beauty through subtraction and purity. Reflections of light across its surface create more complex and intriguing shapes.

Created by the hands of master artisans, the sculptural piece conveys energy by eliminating all that is unnecessary, leaving only what is essential - becoming the inspiration for its final design stage: The All-New Mazda CX-30.



LIGHT BECOMES ART

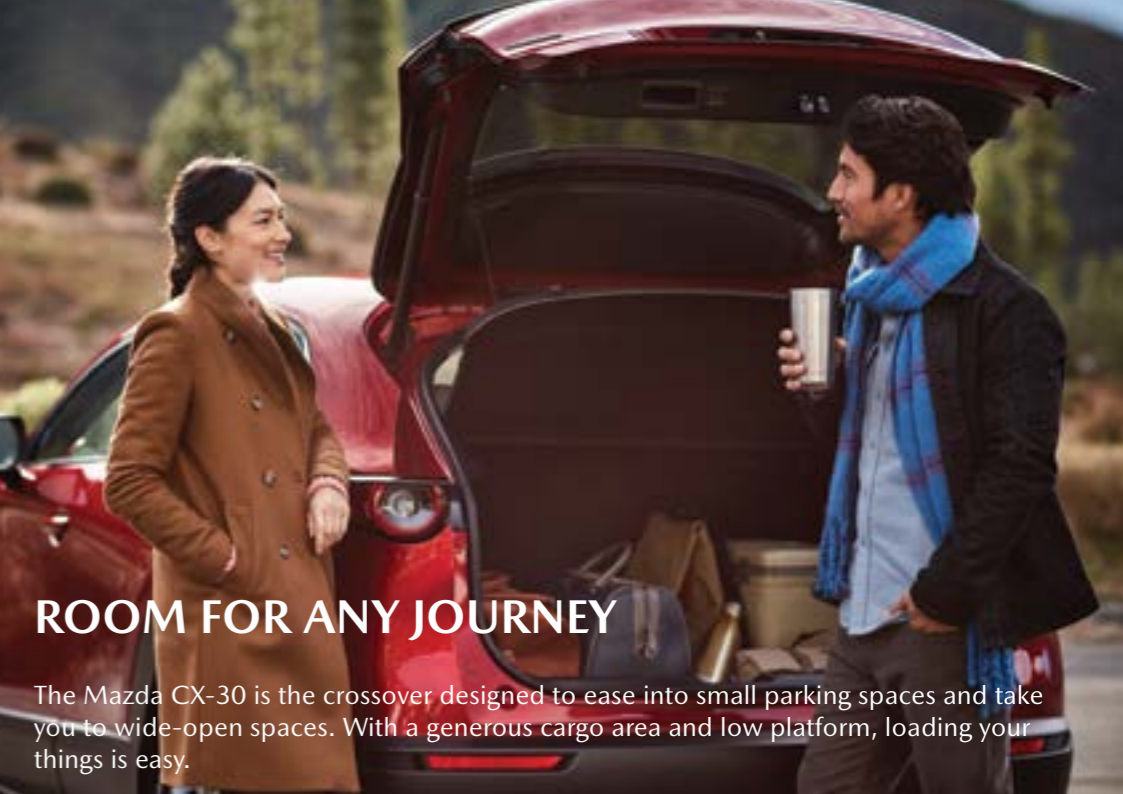
For the designers at Mazda, achieving beauty is a rigorous practice in less is more. The Mazda CX-30 is no exception. The sweeping S-curve reflects an interplay of light and shadow, constantly moving and reflecting the world around you and creating a dynamic sense of energy. Subtly catching more light—and attention—the triangular motif pattern of the signature sculpted grille provides optimum airflow for improved aerodynamics. Form and function performing together beautifully.



CONNECTING CAR AND DRIVER

Your inspiration. Your space. Your command station. This is the driver-centric cabin within the Mazda CX-30, where every control is situated within your reach, so you can stay focused on the road ahead. Every consideration has been made so the Mazda CX-30 feels as if it were built just for you. This is the human-centric design philosophy known as Jinba Ittai—horse and rider as one. You feel as though your Mazda is an extension of your body.

In everything we do, we aspire to make your driving experience as intuitive as possible. Creating a oneness between you and your vehicle. Seamless connections that help you engage with the moment. Which is why we engineer to a feeling, not a specification. To leave you feeling energised. Rejuvenated. You, at one with your Mazda.



ROOM FOR ANY JOURNEY

The Mazda CX-30 is the crossover designed to ease into small parking spaces and take you to wide-open spaces. With a generous cargo area and low platform, loading your things is easy.



The next generation Mazda Connect system adopts an 8.8-inch widescreen display.



With Apple CarPlay® and Android Auto®, you can easily access your compatible smartphone's contacts, music and more at the touch of a button.



Active Driving Display is projected onto the windscreen in full colour, displaying trip information in your line of sight.



SKYACTIV-VEHICLE ARCHITECTURE

From the time we learn to walk, we learn to control our centre of gravity – and thus our balance – entirely without conscious thought. It becomes as natural as breathing. And it is the inspiration for Mazda's Skyactiv-Vehicle Architecture, aimed at enabling you to fully maintain your balance even inside the vehicle.

With human characteristics as the overriding design directive for the seats, body and chassis as a whole, Skyactiv-Vehicle Architecture realizes ride comfort, handling, stability and vehicle motion that perfectly matches human sensibilities and always feel familiar and natural to driver and passengers alike.

SKYACTIV TECHNOLOGY

With our revolutionary Skyactiv technologies, redesigned from scratch to provide breakthrough performance, Mazda has consistently aimed to provide the joy of 'Jinba-Ittai' driving.



SKYACTIV-G / SKYACTIV-D

The high-efficiency petrol & diesel engine delivers crisp response and great torque for lively performance both in city and on highways driving.



SKYACTIV-BODY

Light, rigid and robust body that ensures safe and joyful driving.



SKYACTIV-DRIVE

Ideal transmission designed for smooth driving and efficiency.



SKYACTIV-CHASSIS

Lightweight chassis that delivers driving pleasure and comfort.

READY FOR ANYTHING

i-ACTIV AWD

The pioneering i-Activ AWD* All-Wheel Drive system helps you drive confidently in all weather conditions. This innovative technology uses sophisticated real-time vehicle dynamics modeling to help predict traction loss and send torque to the tyres that need it the most, delivering an unparalleled connection to the road.

When your destination takes you off the beaten path, Off-road Traction Assist** helps optimize torque distribution and traction control to help you traverse uneven terrain. So you can keep on exploring.



* Available on 2.0L High AWD model only.

ENGINEERED TO EXHILARATE

The strict adherence to the philosophy of 'Jinba-Ittai', the sense of car and driver as one, has created a driving experience that's truly next generation. The newly developed G-Vectoring Control Plus (GVC Plus) offers unprecedented levels of confidence-inspiring controllability, while Skyactiv engines deliver exhilarating performance.



SKYACTIV-G 2.0L

The SKYACTIV-G petrol engine delivers powerful torque at low to mid-range speeds, linear acceleration response and an exhilaratingly powerful feel.



SKYACTIV-D 1.8L

A built-in turbocharger delivers high torque and response at low speeds, high power at high speeds so that you can sit back and focus on the pure fun of driving.

PETROL ENGINE
MAXIMUM TORQUE:

213Nm / 4,600rpm

FUEL EFFICIENCY:

6.4L / 100km**

DIESEL ENGINE
MAXIMUM TORQUE:

270Nm / 1,600rpm

FUEL EFFICIENCY:

4.9L / 100km**

* Based on 2.0L 2WD petrol engine. ** Based on 1.8L turbo diesel engine. Fuel efficiency results are based on a combined fuel test cycle (Urban & Extra Urban). Test Method: UN Regulation 101. Origin: United Nations.

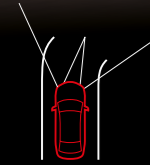


THE EVOLUTION OF SAFETY

True peace of mind is at the forefront of the all-new Mazda CX-30. A higher concentration of ultra-high tensile steel reinforces the chassis, while a newly developed knee airbag for the driver's seat comes as standard equipment. Paired with the latest in advance safety technology - i-Activsense, the all-new Mazda CX-30 takes safety to another level.

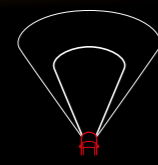
i-ACTIVSENSE[®]

Adaptive Front-lighting System (AFS)



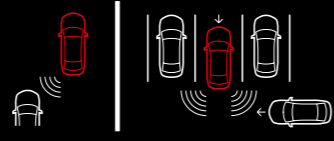
As you turn in a corner, the headlights pivot in the direction of your turn and improve visibility.

High Beam Control (HBC)



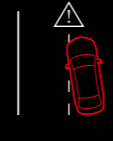
HBC helps the driver see better at night by maximizing opportunities to use the high beams.

Blind Spot Monitoring (BSM) Rear Cross Traffic Alert (RCTA)



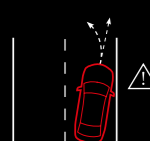
By scanning blind spots behind your vehicle, sensors detect unseen vehicles to alert you during lane change or reversing.

Lane Departure Warning System (LDWS)



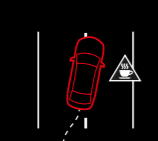
LDWS monitors road markings and alerts you if you are straying from your lane when travelling over 65km/h.

Lane-Keep Assist System (LAS)



LAS adds to the LDWS by performing minor steering corrections to re-center the vehicle in its lane upon sensing an unintentional lane departure.

Driver Attention Alert (DAA)



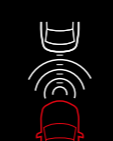
The system activates at speeds above 65 km/h and begins to "learn" the driver's habits, then alerts the driver before fatigue becomes a factor.

Smart Brake Support (SBS) Front & Rear



SBS aims to help the driver avoid or reduce the severity of frontal collisions (between 15 - 145 km/h), by automatically applying the brakes if there is a danger of collision.

Mazda Radar Cruise Control (MRCC)



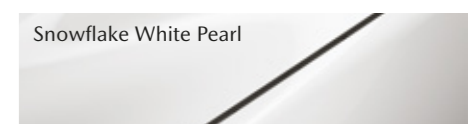




MRCC maintains a set speed and minimum following distance from the car in front. If the car you are following reduces speed, your vehicle will automatically slow down as needed.

MAZDA CX-30 TECHNICAL SPECIFICATIONS

Variant	2.0L	2.0L HIGH	2.0L HIGH AWD	1.8L HIGH
Engine Type	SKYACTIV [®] -G 2.0L			SKYACTIV [®] -D 1.8L
Powertrain				
Type	DOHC 16-Valve 4 Cylinder			
Displacement	cc	1,998	1,759	1,759
Maximum Power	Hp / rpm	162 / 6,000	114 / 4,000	114 / 4,000
Maximum Torque	Nm / rpm	213 / 4,000	270 / 1,600-2,600	270 / 1,600-2,600
Compression Ratio		13.0 : 1	14.8 : 1	14.8 : 1
Drivetrain	SKYACTIV [®] DRIVE 6-Speed Automatic with Manual Shift Mode			
Fuel Type	Petrol			Diesel
Recommended Fuel	Min. Ron95			Euro 5 Diesel
Fuel System	Direct Injection			
Fuel Tank Capacity	L	51		
Chassis				
Steering Type	Electronic Power Assisted Steering (EPAS)			
Accelerator Pedal	Organ Type			
Parking Brake	Electronic Parking Brake			
Suspension Type	Front / Rear	MacPherson Struts / Torsion Beam		
Brake Type	Front / Rear	Ventilated Discs / Solid Discs		
Tyre Size	215 / 65R16	215 / 55R18		
Dimensions				
Overall Length x Width x Height (mm)	4,395 x 1,795 x 1,540			
Wheelbase (mm)	2,655			
Curb Weight (kg)	1,441	1,453	1,522	1,514
Exterior				
LED Front Headlights with Auto On / Off and Auto Leveling Function	•	w/ Signature Illumination		
LED Taillights	•	w/ Signature Illumination		
Power Tailgate with Programmable Height Function	•	•	•	•
Rain-Sensing Variable-Intermittent Windshield Wipers	•	•	•	•
Mazda Advanced Keyless Entry	•	•	•	•
Power Sunroof with Sliding & Tilt Glass	-	•	•	•
Interior				
Engine Start / Stop Button	•	•	•	•
Colour Windshield-Projection Active Driving Display	•	•	•	•
7" Colour TFT LCD Multi-Info Display	•	•	•	•
8.8" Mazda Connect Infotainment System with Multi-Function Commander Control & Voice Command	•	•	•	•
Apple CarPlay [®] & Android [®] Auto Function**	•	•	•	•
Audio Speakers		8 Speakers		
Paddle Shifters	-	•	•	•
Leather Steering Wheel (Tilt & Telescopic) with Audio, Bluetooth [®] Hands-Free & Cruise Control Switches	-	•	•	•
Dual-Zone Auto Climate Control	Manual	•	•	•
Rear Air Conditioning Vents	-	•	•	•
Auto Dimming Rear View Mirror	-	• (Frameless)	• (Frameless)	• (Frameless)
Reverse Camera with Guide Lines	•	•	•	•
Sport Mode Drive Selection Switch	•	•	•	-
10-Way Power Adjustment (Driver Side Only) - Tilt, Lift, Lumbar, Slide & Recline with 2-Position Memory Function	-	•	•	•
Advanced Technologies				
Mazda i-Stop Idling Technology	•	•	•	•
Mazda G-Vectoring Control Plus Technology (GVC Plus)	•	•	•	•
Standard Safety Technologies				
7 SRS Airbags - Front Driver & Passenger, Side, Curtain and Knee	•	•	•	•
Anti-Lock Braking System (ABS), Electronic Brake-Force Distribution (EBD), Emergency Brake Assist (EBA)	•	•	•	•
Dynamic Stability Control (DSC)	•	•	•	•
Traction Control System (TCS)	•	•	w/ Off-road Traction Assist	•
Emergency Stop Signal (ESS), Hill Launch Assist (HLA)	•	•	•	•
Seat-Belts (with Pretensioners, Load Limiter & Height Adjustable Anchorages)	•	•	•	•
ISOFIX Child Seat Anchors	•	•	•	•
Advanced Safety Technologies - i-ACTIVSENSE				
Adaptive Front-Lighting System (AFS)	-	•	•	•
High Beam Control (HBC)	-	•	•	•
Blind Spot Monitoring (BSM) & Rear Cross Traffic Alert (RCTA)	-	•	•	•
Driver Attention Alert (DAA)	-	•	•	•
Lane Departure Warning System (LDWS) & Lane-Keep Assist System (LAS)	-	•	•	•
Smart Brake Support (SBS) - Front & Rear	-	•	•	•
Mazda Radar Cruise Control (MRCC)	-	•	•	•

Exterior Colours



5 YEARS WARRANTY
5 YEARS FREE MAINTENANCE
including labour, parts and lubricants*


*5 years manufacturer warranty, or first 100,000km whichever comes first. 5 years free scheduled maintenance, or first 100,000km whichever comes first. Terms & conditions apply.

**Android Auto will be available upon official launch of service in Malaysia.

All images shown are for illustration purposes only. Colours and specifications shown may vary from the actual vehicles. Specifications may subject to change without prior notice.

*Available on 2.0L High, 2.0L High AWD & 1.8L High models only. These systems are not a replacement for safe and attentive driving. Please drive carefully at all times and do not rely on technology to prevent an accident.

ZOOM-ZOOM

WWW.MAZDA.COM.MY |  MAZDA MY | MAZDA ZOOM-ZOOM LINE: 1800-22-8080